



Coomabah State School

Learning @ Home Program Details

Dear Parents

Hopefully what we are currently experiencing will be a once in a life time event for all of us.

I would like to thank all of you for the support you have shown the school over the past couple of weeks and your continuing support as we move forward into next term.

AT THIS POINT IN TIME THERE HAS BEEN NO DEFINITE DECISION MADE BY THE GOVERNMENT AS TO WHETHER THE STUDENTS WILL RETURN TO FORMAL SCHOOLING ON SITE OR BE DIRECTED TO REMAIN AT HOME FOR A FURTHER PERIOD OF TIME.















ANY DECISIONS ABOUT THIS WILL BE SHARED WITH YOU THROUGH THE SCHOOL FACEBOOK PAGE, EMAIL OR THE SCHOOL WEBSITE AS SOON AS WE ARE INFORMED.



The following information contains the key points that you can use to ensure continuity of learning at home as a result of the contagious COVID – 19 outbreak in the community.

As I have said previously, home schooling is a challenge but it can be a very rewarding experience as you participate and guide your child's learning journey. I strongly encourage you to be involved as much as you can and as we have said many times before – do as much reading to and with your child as possible.

HOME RESPONSIBILITIES

Parent responsibilities	Student responsibilities
 Engage with your child about what they are learning.	 Identify a suitable place to work.
 Consider a routine for each day that is balanced and appropriate for your own family.	 Have regular rest breaks.
 Use screen time and other parent controls to restrict and manage online behaviour.	 Be cybersafe and cybersmart when using devices.
 Encourage your child to read everyday.	 Read every day.
 Support teachers by monitoring progress and forward work to teachers regularly for feedback.	 When learning, communicate with teachers and peers using only one note, email, phone or return your workbook to the school.
 Engage in respectful communication at all times.	 Remember to use respectful communication at all times.
 Turn off screens for several hours each day and engage in other activities.	 Turn off screens for several hours each day and engage in other activities.

GETTING HELP

Option 1 – Contact your child's teacher by email or using the phone number they have supplied

Option 2 – Contact the school – 55013888 or the.principal@coombabahss.eq.edu.au

Home Learning Options – listed below

We have 3 home learning options available to suit our families if learning is to be delivered at home from the commencement of term 2, 2020 ranging from fully online (can be accessed on Friday 17 April) to a paper based format (these can be collected from school at the start of the term).



Coombah State School

Learning @ home 2020

School wide resources

All Coombabah State School students have access to these 2 resources:


Queensland State Schools eBooks: The resources can be accessed either through the website <https://soraapp.com/welcome> or through the app – Sora. Search for Education Queensland as the school. MIS username needed - the student's normal login details for school computers.



Sora, by OverDrive 
eBooks & audiobooks for school
OverDrive, Inc.
#68 in Education
★★★★☆ 3.5, 29 Ratings
Free

- **Mathletics:** The resources can be accessed through the website <https://www.mathletics.com/au/> or the Mathletics app. The usernames and passwords are unique to each student and were sent home in term 1 booklets. Please contact your child's classroom teacher for support if required.



Mathletics Students 
Companion app for students
3P Learning
#25 in Education
★★★★☆ 3.2, 192 Ratings
Free

Resources from Class Teachers

Option 1:

- Teachers have created an online learning platform in EdStudio for students to access with their MIS username and password - the student's normal login details for school computers. Please contact your child's classroom teacher for support if required.
- Week 1 and Week 2 are the online versions of the paper booklet. From Week 3 onwards, the resources will match the fortnightly units provided by the department.
- The work can be completed and emailed to classroom teachers for marking and feedback.
- The link is: <https://students.learningplace.eq.edu.au/lp/pages/default.aspx?cid=257897>

Option 2:

- The resources from option 1 are available as a printed booklet. This can be collected from the school. Booklets will be marked and students given feedback when booklets are returned to the school or when photos/scans of completed work are emailed to the classroom teacher.

Additional resources from the Department of Education

Option 3:

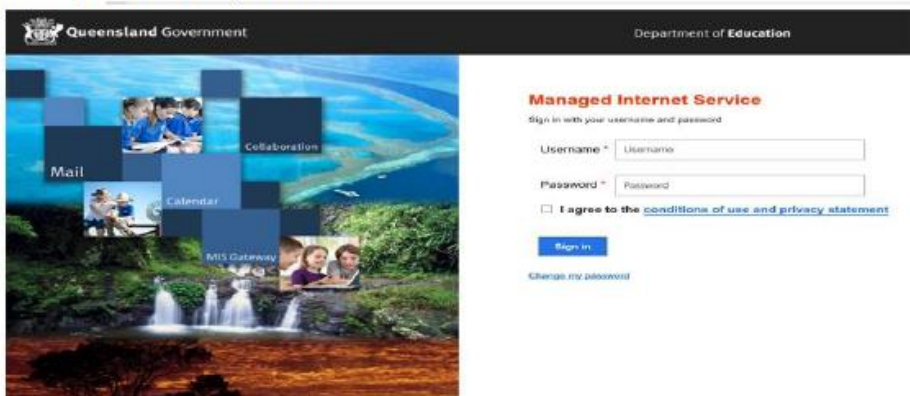
- The Department of Education has online tools and printable resources to support students.
- These resources are organised into fortnightly units of work.
- <https://education.qld.gov.au/curriculum/learning-at-home>
- Select the year level and subject, read the instructions for unzipping folders and download the unit.



HOW TO ACCESS STUDENT EMAILS

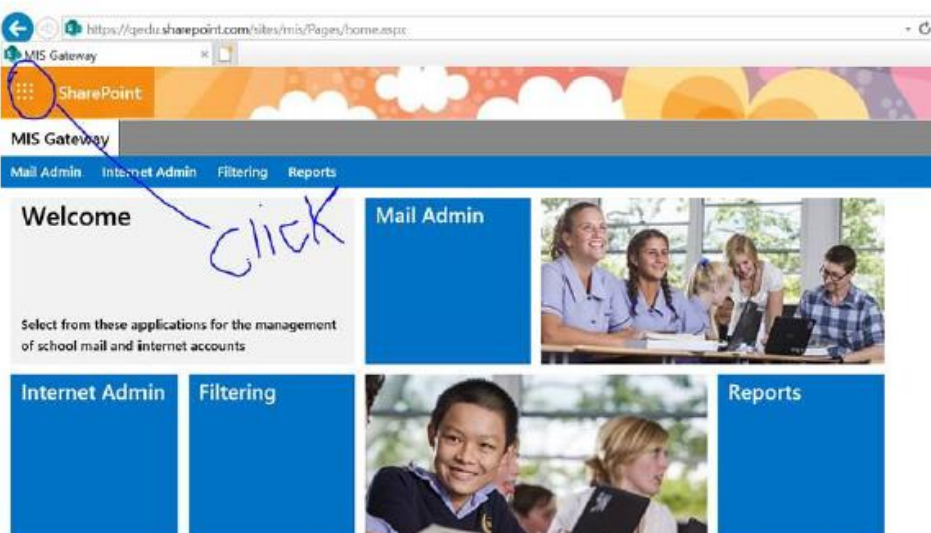
Logging onto Student Emails at home

1. Log onto : mis.eq.edu.au

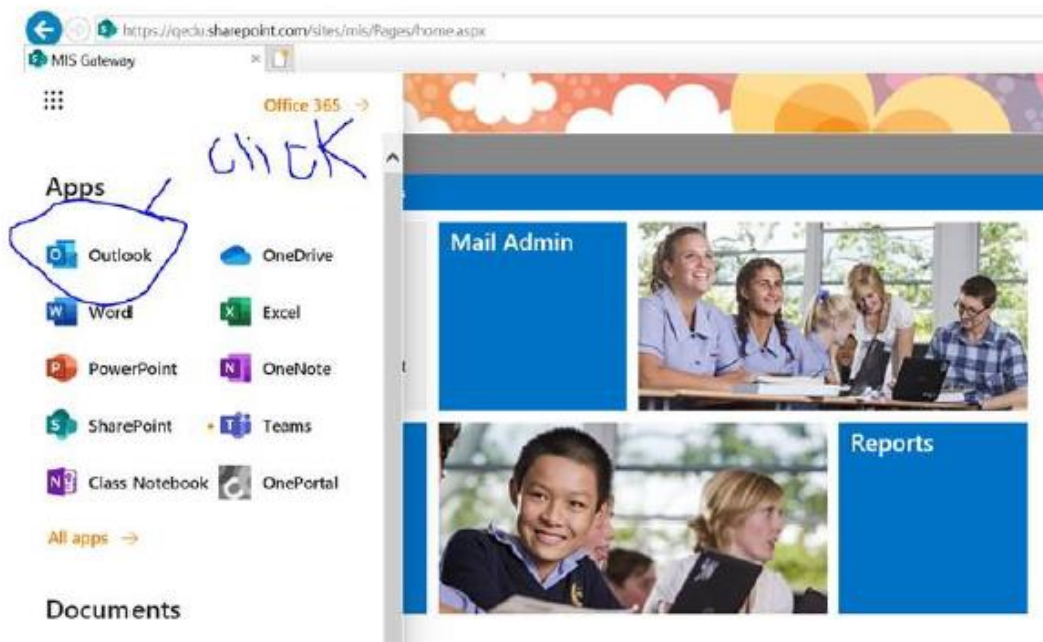


2. You will need to put in your child's user name and password. The user name is their first initial and then a combination of their surname and a number/s.

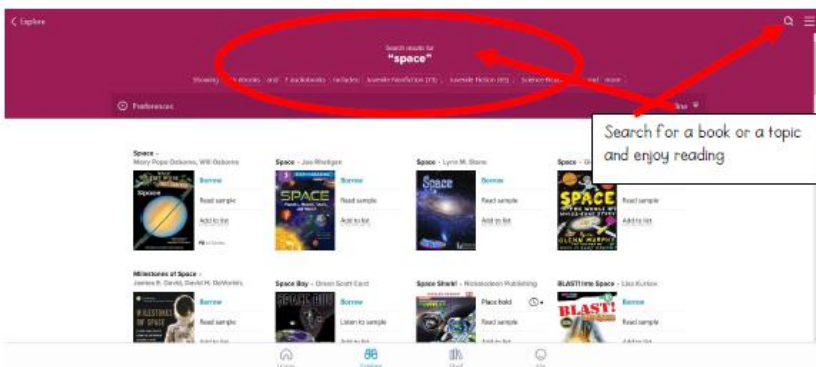
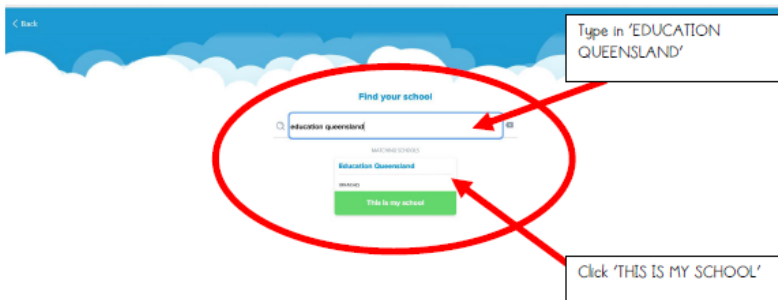
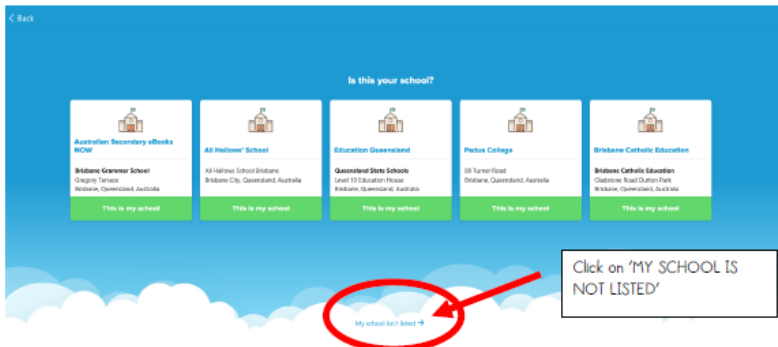
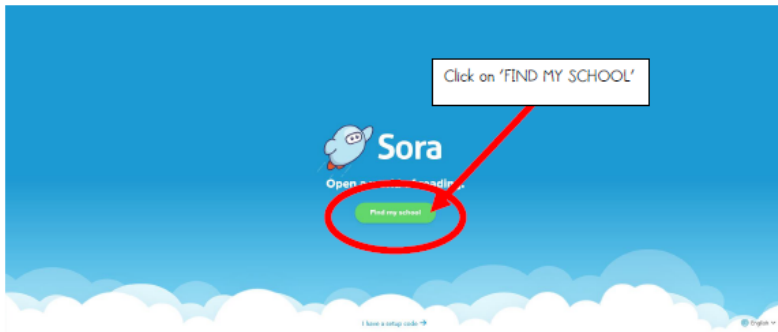
3. Click on the dots in the top left.



4. Choose Outlook.



HOW TO ACCESS SORA – ONLINE LIBRARY





EMAIL GUIDELINES FOR STUDENTS AND PARENTS

Students are encouraged to use their EQ email addresses to maintain contact with each other while learning at home. This will encourage students to share learning and collaborate from home. To ensure that everyone is using email appropriately and safely please observe the following guidelines:

- **Only appropriate learning content (text, images, links, attachments)** should be in emails. EQ emails are monitored and inappropriate content is identified and followed up.
- Emails are expected to be positive and supportive.
- Emails sent to you **are for you alone** and should not be forwarded without permission.
- Please understand that different people have different access to their emails. It could take some people a while to reply.
- Your contact information and personal details, or that of other students, is not to be shared with anyone else.
- Please be conscious of the number of emails sent. Teachers will endeavour to address emails each day however this will depend on the type of the response required. All emails will be addressed as quickly as possible.



PHONE GUIDELINES FOR TEACHERS AND PARENTS

Teachers have been provided phones in order to facilitate easier contact with parents while students are at home.

To ensure that everyone is using this form of communication appropriately and safely please observe the following guidelines:

- Teachers are available for contact regarding classwork **during the regular school day - 8:45 am to 3pm, Mon – Fri from 20th April**. Phones will be turned off at other times.
- In addition to emails, teachers will endeavour to speak with students once a week to answer any questions and provide feedback.
- If students want to contact the teacher via phone please use their parents device and number as this is what the teachers will recognise.
- Teachers are required to prepare ongoing learning, mark work submitted and contact families. They will endeavour to return calls on the same day, but this may not always be possible.
- Only appropriate content is to be passed between home and school – via discussion, text, email, images.
- Content sent from the teacher is not to be shared with anyone else other than the student and his/her parents or carers.

OTHER TIPS

- Read instructions carefully
- Complete the work questions you are able to before seeking clarification
- A successful classroom strategy is for students to speak to a peer about their work. Contact a classmate if you are able to.